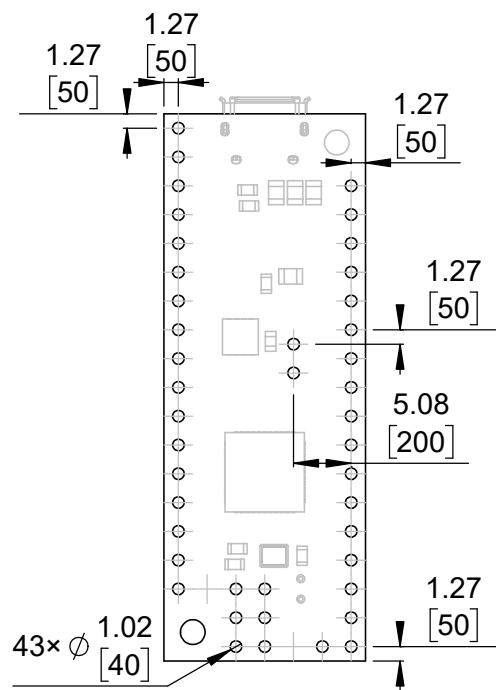
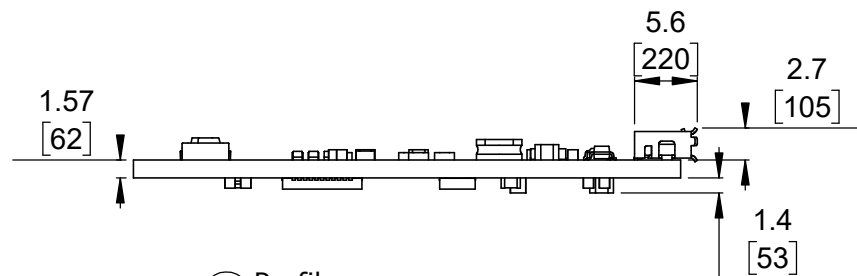



① Board dimensions (top view)
Scale 3:2



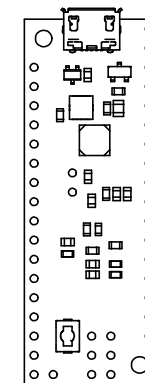
② Connector callouts (bottom view)
Scale 3:2



④ Profile
Scale 3:2




③ Isometric view
Scale 3:2



⑤ Actual size
Scale 1:1

1. Intended for #2 and M2 screws.
2. Grid lines indicate 2.54 mm [100 mil] spacing.
3. To get the specified scale, select 100% in print settings.
4. Drill location tolerance: ± 0.1 [± 5].
5. Board edge tolerance: ± 0.3 [± 10].

<https://www.pololu.com/product/3102>

Name: A-Star 32U4 Mini ULV		Item number: 3102
Drawing date: 24 April 2019	Dev code: ac02a	 © 2019 Pololu Corporation
Units: mm [mil]	Material: mixed	