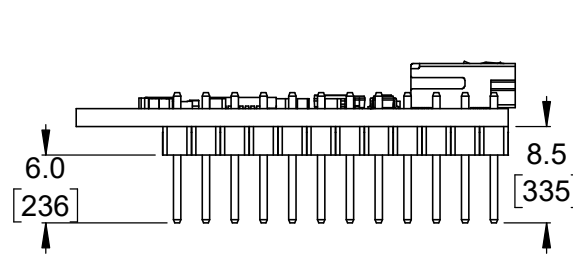
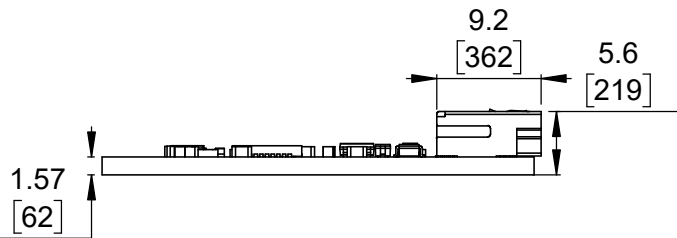


③ Isometric view
Scale 3:2

① Board dimensions (top view)
Scale 3:2

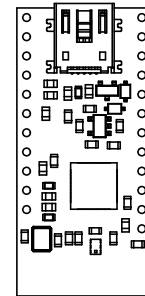
② Connector callouts (bottom view)
Scale 3:2



④ Profile
Scale 3:2

⑤ Profile with headers
Scale 3:2

⑥ Actual size
Scale 1:1



- To get the specified scale, select 100% in print settings.
- Drill location tolerance: ± 0.1 [± 5].
- Board edge tolerance: ± 0.3 [± 10].

<https://www.pololu.com/product/1336>

Name: Wixel Programmable USB Wireless Module		Item number: 1336, 1337	
Drawing date: 2 January 2018		Dev code: rf01a	
Units: mm [mil]		Material: mixed	

